

# EBA

*first class security*

## OFFICE DOCUMENT AND EDP SHREDDERS












**EBA 5141 S / EBA 5141 C**

**EBA 5141 CC / EBA 5141 CCC**

**INNOVATIVE HIGH CAPACITY OFFICE SHREDDERS –  
HIGH PERFORMANCE AND LARGE VOLUME**

- **SPS- (Safety Protection System) package:**
  - electronically controlled, transparent safety flap in the feed opening as additional safety element
  - automatic reverse and power cut-off (avoids paper jams)
  - automatic stop if the shred bin is full
  - electronic door protection via a magnetic proximity switch
  - double motor protection
  - energy saving mode
- modern keypad with manual start/stop/reverse buttons and optical indicators for the operational status of the shredder
- powerful 1600 watt motor for continuous operation
- large feed opening of 405 mm for convenient feeding of large paper formats
- automatic start and stop via a photo cell
- ECC - Electronic Capacity Control – indication of the used sheet capacity during shredding process
- automatic oil injection on the cutting shafts during shredding operation for constantly high shred performance
- high-quality wooden cabinet, mobile on castors
- especially high volume for the shreds
- plastic bag suspension with pull-out mechanism on wheels for easy removal of the full bag (models 5141 CC and 5141 CCC with shred container)
- dust-proof gear box housing
- sturdy steel cutting mechanism that swallows paper clips (exception: models EBA 5141 CC and EBA 5141 CCC)
- 5 years guarantee on the solid steel cutting shafts\*
- suitable for safe shredding of CDs or DVDs (EBA 5141 S and EBA 5141 C)
- attractive colour combination: silver / dark grey
- quality "Made in Germany"



TECHNICAL DATA	EBA 5141 S	EBA 5141 C		EBA 5141 CC	EBA 5141 CCC
Insertion width in mm	405	405	405	405	405
Cutting width in mm	6	4 x 40	2 x 15	0.8 x 12	0.8 x 5
Sheet capacity A4 sheets, 70 g/m <sup>2</sup>   80 g/m <sup>2</sup>	50-55   42-47	40-45   34-39	25-30   21-26	15-17   13-15	10-11   8-9
DIN security level	2	3	4	5	Level 6
Shreds effortless	   	   	  		
Motor capacity in watts	1600	1600	1600	1600	1600
Power connection in volts/Hz**	230/50	230/50	230/50	230/50	230/50
Dimensions W x D x H in mm	640 x 590 x 1010	640 x 590 x 1010	640 x 590 x 1010	640 x 590 x 1010	640 x 590 x 1010
Bag volume in litres	225	225	225	150	150
Weight in kgs	115	115	115	115	115

The technical data is approximate. Subject to change. 05/2009

\* except fine cut version "CC" and "CCC" – guarantee 1 year

\*\* other voltages available